


AH



Personal Care Aide

I am responsible for assisting the elderly, convalescents, and persons with disabilities with daily living activities at the person's home or in a care facility. I sometimes help with keeping house (making beds, doing laundry, washing dishes) and preparing meals.

Wages & Employment Trends

Median Wages (2017)

\$11.11 hourly, \$23,100 annually

Projected Growth (2016-2026)

■■■■■ Much faster than average (15% or higher)

Most Common Education Levels (Top 3)


17%  Less than HS diploma

54%  HS diploma or equivalent

17%  Some college, no degree

Source: www.ONetOnline.org | Personal Care Aides

AH



Waiter / Waitress

I am responsible for taking orders and serving food and beverages to patrons in restaurants. I check with customers to ensure that they are enjoying their meals and take action to correct any problems. I prepare checks that itemize and total meal costs and sales taxes, and collect payment from customers.

Wages & Employment Trends

Median Wages (2017)

\$10.01 hourly, \$20,820 annually

Projected Growth (2016-2026)

■■■■ Average (5% to 9%)

Most Common Education Levels (Top 3)


28% ■■■■■ Less than HS diploma

57% ■■■■■ HS diploma or equivalent

7% ■■■■■ Bachelor's degree

Source: www.ONetOnline.org | Waiters and Waitresses

AH



Restaurant Cook

I am responsible for preparing, seasoning, and cooking dishes such as soups, meats, vegetables, or desserts in a restaurant. I often order supplies, keep records, price items on the menu, or plan the menu. I must ensure that food is stored and cooked at correct temperatures.

Wages & Employment Trends

Median Wages (2017)

\$12.10 hourly, \$25,180 annually

Projected Growth (2016-2026)

■■■■■ Faster than average (10% to 14%)

Most Common Education Levels (Top 3)


19% ■■■■■ Less than HS diploma

44% ■■■■■ HS diploma or equivalent

18% ■■■■■ Post-secondary certificate

Source: www.ONetOnline.org | Cooks, Restaurant

AH



Food Preparer and Server

I am responsible for performing duties which combine preparing and serving food and beverages. I communicate with customers regarding orders, comments, and complaints, and I accept payment from customers and make change, as necessary. I often am required to clean and organize eating, service, and kitchen areas.

Wages & Employment Trends

Median Wages (2017)

\$9.70 hourly, \$20,180 annually

Projected Growth (2016-2026)

■■■■■ Much faster than average (15% or higher)

Most Common Education Levels (Top 3)


57%  Less than HS diploma

29%  HS diploma or equivalent

14%  Some college, no degree

Source: www.ONetOnline.org | Combined Food Preparation and Serving Workers, Including Fast Food

AH



Event Planner

I am responsible for coordinating event-related services, such as accommodations, transportation, catering, signage, and displays. I manage venues, vendor relationships, and budget reconciliation. I work on events such as product launches, department meetings, and other special events.

Wages & Employment Trends

Median Wages (2017)

\$23.22 hourly, \$48,290 annually

Projected Growth (2016-2026)

■■■■■ Faster than average (10% to 14%)

Most Common Education Levels (Top 3)

41%  Bachelor's degree

Source: www.ONetOnline.org | Meeting, Convention, and Event Planners