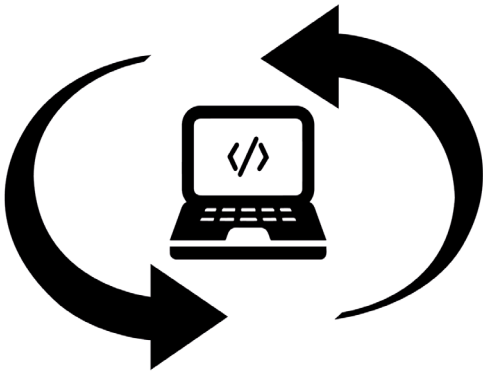


CODE



Computer
User Support
Specialist

I am responsible for providing technical assistance to computer users. I answer questions and resolve computer problems for clients in person, via telephone, or electronically. I sometimes work with partner teams to provide support for emerging technology and provide feedback on software integration.

Wages & Employment Trends

Median Wages (2017)

\$24.14 hourly, \$50,210 annually

Projected Growth (2016-2026)

■■■■■ Faster than average (10% to 14%)

Most Common Education Levels (Top 3)

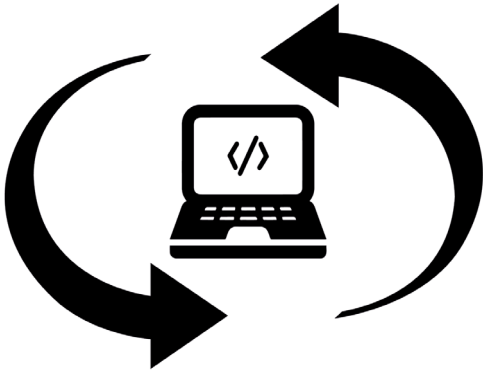
N/A  HS diploma or equivalent

N/A  Some college, no degree

N/A  Bachelor's degree

Source: www.ONetOnline.org | Computer User Support Specialists

CODE



Telecom
Equipment
Installer

I am responsible for installing or repairing phone, cable, Internet, and other communication equipment. I often work with businesses to install communication equipment or wiring in buildings. I sometimes climb poles and ladders, use truck-mounted booms, and enter areas such as manholes and cable vaults to access equipment.

Wages & Employment Trends

Median Wages (2017)

\$25.67 hourly, \$53,380 annually

Projected Growth (2016-2026)

 Decline (-2% or lower)

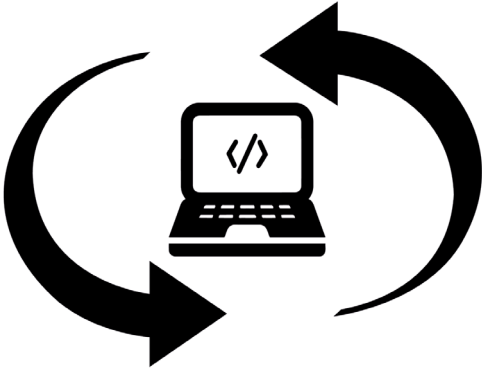
Most Common Education Levels (Top 3)

N/A  HS diploma or equivalent

N/A  Post-secondary certificate

Source: www.ONetOnline.org | Telecommunications Equipment Installers and Repairers, Except Line Installers

CODE



Web Designer

I am responsible for designing, creating, and modifying web sites and apps. I analyze user needs to implement web content, graphics, performance, and capacity. Sometimes I convert written, graphic, audio, and video components to compatible web formats by using software designed to facilitate the creation of web and multimedia content.

Wages & Employment Trends

Median Wages (2017)

\$32.69 hourly, \$67,990 annually

Projected Growth (2016-2026)

■■■■■ Much faster than average (15% or higher)

Most Common Education Levels (Top 3)

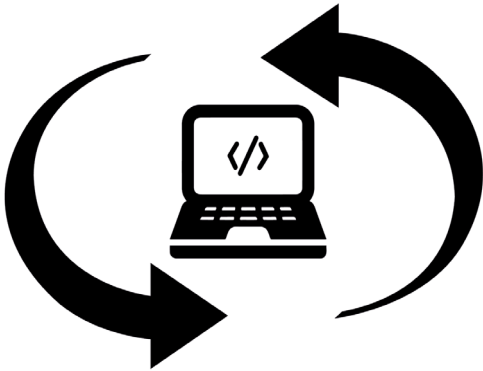
17% ■■■■■ Post-secondary certificate

17% ■■■■■ Associate's degree

46% ■■■■■ Bachelor's degree

Source: www.ONetOnline.org | Web Developers

CODE



Computer
Programmer

I am responsible for writing and testing the code that allows computer chips to read and write data. This data is then processed and passed to other chips, which allows light sensors, touch screens, and buttons to interact directly with the end user. I work from specifications drawn up by software developers.

Wages & Employment Trends

Median Wages (2017)

\$39.54 hourly, \$82,240 annually

Projected Growth (2016-2026)

 Decline (-2% or lower)

Most Common Education Levels (Top 3)

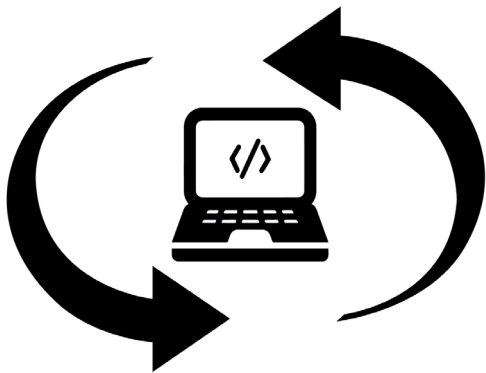
3%  Some college, no degree

9%  Associate's degree

88%  Bachelor's degree

Source: www.ONetOnline.org | Computer Programmers

CODE



Software
Application
Developer

I am responsible for designing and coding the apps that you interact with on your mobile devices, including automobiles, medical devices, and, of course, smartphones. I analyze user needs and develop software solutions for both Android and IOS-based environments. Sometimes I file patents on my unique ideas.

Wages & Employment Trends

Median Wages (2017)

\$48.94 hourly, \$101,790 annually

Projected Growth (2016-2026)

■■■■■ Much faster than average (15% or higher)

Most Common Education Levels (Top 3)

3%  Associate's degree

80%  Bachelor's degree

16%  Master's degree

Source: www.ONetOnline.org | Software Developers, Applications