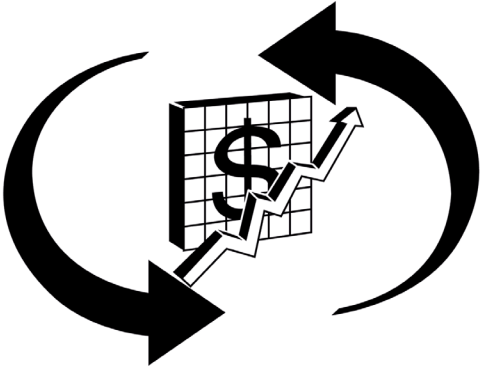


PAB



Chief Executive

I am responsible for determining policies and providing the overall direction of a company or organization, within guidelines set up by a board of directors or similar governing body. I direct operational activities at the highest level of management, with the help of subordinate executives and staff managers.

Wages & Employment Trends

Median Wages (2017)

\$88.11 hourly, \$183,270 annually

Projected Growth (2016-2026)

 Decline (-2% or lower)

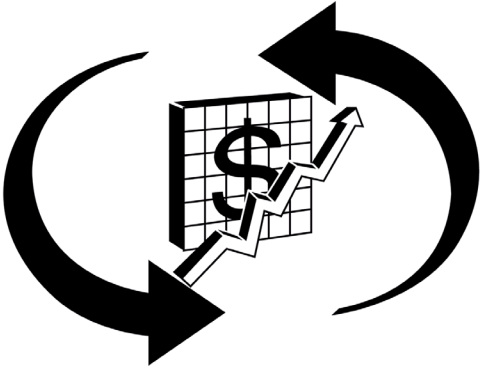
Most Common Education Levels (Top 3)

22%  Bachelor's degree

26%  Master's degree

Source: www.ONetOnline.org | Chief Executives

PAB



Accountant

I am responsible for analyzing financial information and preparing financial reports to determine or maintain records of assets, liabilities, profit and loss, tax liability, or other financial activities within an organization. I report to management regarding the finances of the company.

Wages & Employment Trends

Median Wages (2017)

\$32.76 hourly, \$68,150 annually

Projected Growth (2016-2026)

■■■■■ Faster than average (10% to 14%)

Most Common Education Levels (Top 3)

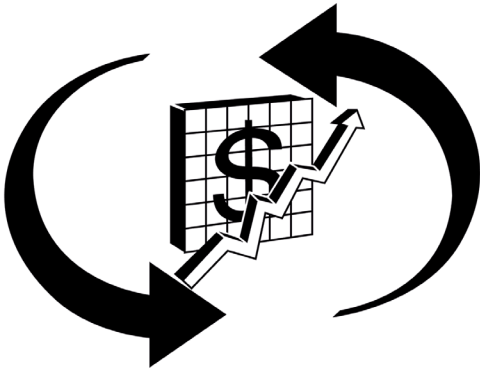
39%  Some college, no degree

14%  Associate's degree

42%  Bachelor's degree

Source: www.ONetOnline.org | Accountants

PAB



Administrative Assistant

I am responsible for supporting specific and on-going departmental projects. I also arrange travel, schedule meetings, and set up luncheons and conferences. I often use a computer for various applications, such as database management or word processing.

Wages & Employment Trends

Median Wages (2017)

\$17.11 hourly, \$35,590 annually

Projected Growth (2016-2026)

 Decline (-2% or lower)

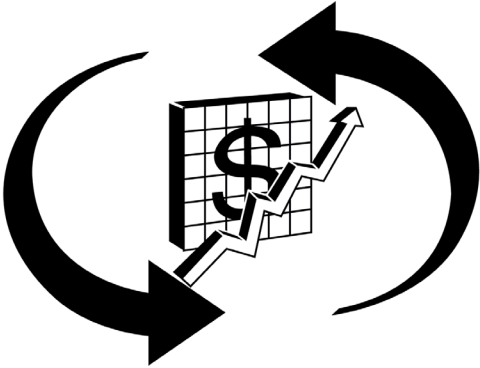
Most Common Education Levels (Top 3)

39%  HS diploma or equivalent

14%  Some college, no degree

37%  Associate's degree

Source: www.ONetOnline.org | Secretaries and Administrative Assistants



Marketing Manager

I am responsible for directing marketing policies and programs, such as determining the demand for products and services offered by a firm and its competitors and identifying potential customers. I develop pricing strategies with the goal of maximizing the firm's profits while ensuring the firm's customers are satisfied.

Wages & Employment Trends

Median Wages (2017)

\$63.57 hourly, \$132,230 annually

Projected Growth (2016-2026)

■■■■■ Faster than average (10% to 14%)

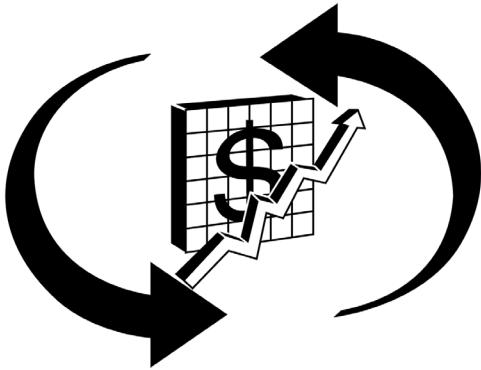
Most Common Education Levels (Top 3)

56%  Bachelor's degree

11%  Professional degree

24%  Master's degree

Source: www.ONetOnline.org | Marketing Managers



Accounting or Auditing Clerk

I am responsible for computing, classifying, and recording numerical data to keep financial records complete. I perform any combination of routine calculating, posting, and verifying duties to obtain primary financial data for use in maintaining accounting records. I sometimes check the accuracy of figures and calculations recorded by other workers.

Wages & Employment Trends

Median Wages (2017)

\$18.87 hourly, \$39,240 annually

Projected Growth (2016-2026)

 Decline (-2% or lower)

Most Common Education Levels (Top 3)

41%  HS diploma or equivalent

21%  Post-secondary certificate

12%  Bachelor's degree

Source: www.ONetOnline.org | Bookkeeping, Accounting, and Auditing Clerks